



Sustainability - Green Plan Progress Report

2023/2024



1. Executive Summary

2023/2024 has seen continued momentum for delivery of the Green Plan actions at

4. Baseline Carbon Footprint

The Sustainability Manager has been working to provide the Trust's baseline Carbon Footprint against the 2022/2023 financial year. The Trust's Carbon Footprint has been measured for scope 1 and 2 emissions and the Trust is working towards measuring the Carbon Footprint Plus which includes all scope 3 emissions. These scopes are defined as:

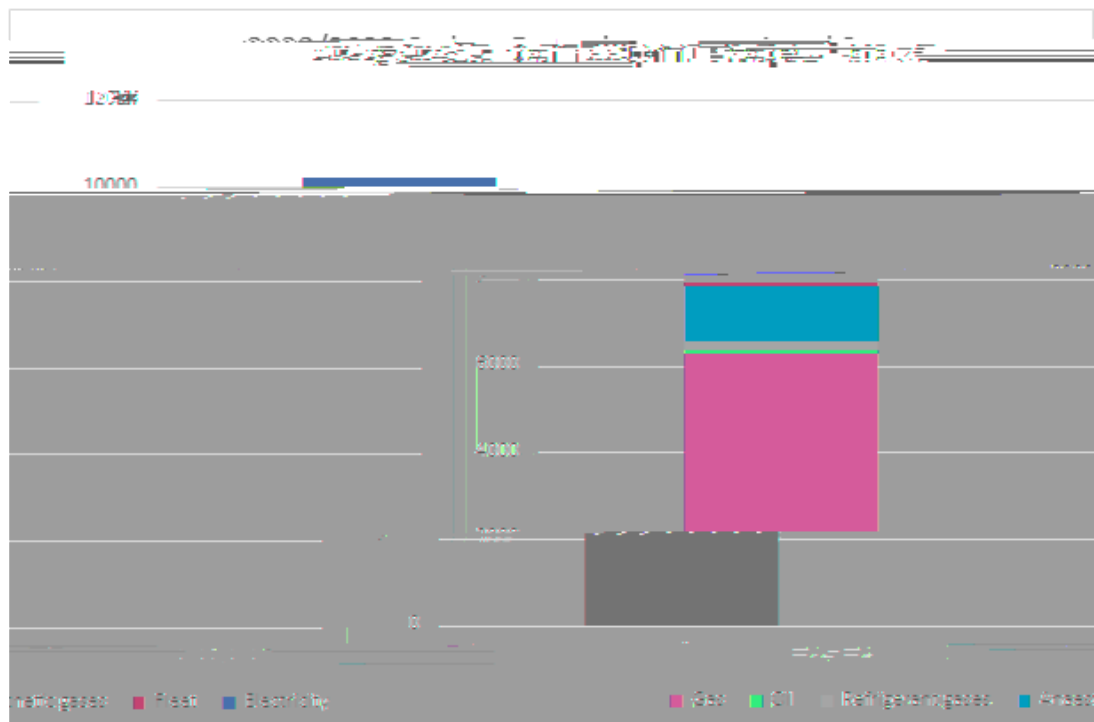
Scope 1 - activities owned or controlled by an organisation that directly release emissions straight into the atmosphere.

Scope 2 - emissions being released into the atmosphere associated with the consumption of purchased electricity, heat, steam, and cooling.

Scope 3 - emissions that are a consequence of operational actions, which occur at sources which an organisation does not own or control.

The Trust's Carbon Footprint encompasses specific scope 3 emissions including energy generation, business travel, waste, water, and metered dose inhalers. The Trust is working towards measuring these scope 3 emissions and will set interim targets for reduction to track progress towards the target of Net Zero by 2040 for the NHS Carbon Footprint.

Work is underway to further understand full scope 3 emissions for the Trust's Carbon Footprint Plus. The nature of scope 3 emissions means it is challenging to accurately measure, nevertheless these emissions are likely to be far larger than scope 1 and 2 emissions combined which is why it is included as a key target.



10,219 tonnes of carbon dioxide equivalent (tCO₂e).

The footprint has been calculated using the conversion factors provide for use by UK and internal organisations to report on greenhouse gas emissions. With data taken from the following sources:

- Annual Estates Returns Information Collection.
- Greener NHS Dashboard updated through quarterly returns.
- Greener NHS Fleet annual return.

The sources of these carbon emissions are broken down as follows:

Gas, electricity, oil, and fleet data could only be reported as annual totals, therefore in the

Anaesthetic gases are the largest direct emitter outside of energy accounting for 12%. There is a s

During 2023 we have made progress against the 9 areas of focus areas as follows:

5.1 Workforce/system leadership

We aspire to become a 'Carbon Literate' organisation and to support the Greener NHS Teams '*Healthier Planet, Healthier People,*' staff engagement campaign.

- In January we held our first Sustainability Week actively promoting the Green Plan, and sustainable travel options to staff.
- In March we launched ACT, a staff sustainability engagement platform shared with RUH & GWH. SFT has consistently been positioned as the top performing Trust on the leader board.
- We have added a Net Zero training module to staff LEARN platform. As of 30th November, 2,285 staff had successfully completed the module, see Appendix 1.
- The Sustainability Manager is working with the Deputy Chief People Officer and colleagues in Education to understand the best approach to ensure inclusion of Sustainability/Green Plan awareness for all staff at induction.
- Worked with the Communications Team to produce a Sustainable Travel Options information leaflet which will be handed to all new starters at collection of their staff ID badge.
- We have established a team of 32 Sustainability Champions who are assisting with engagement across their wider teams to raise awareness of our Green Plan aims to generate support and ideas/suggestions for change.
- We are working within the ICS to agree a common approach for workforce/system leadership.
- Internal and external engagement and communications to highlight and promote the Sustainability agenda, including publication of the public-facing Green Plan, this can be seen here: [Our Green Plan 2021-2024 - Salisbury NHS Foundation Trust](#)

5.2 Sustainable Models of Care

Sustainable models of care refer to healthcare strategies that balance the need for high-quality patient care with environmental, economic, and social sustainability. Work is continuing to:

- increase the number of non-face to face appointments and establish virtual appointments (where clinically appropriate). The last 6-month average shows that 21% of patients received an Outpatient consultation virtually (phone or video), a little below the national target of 25%. The Transformation team are working with clinical teams to increase the number of virtual consultations offered. See Appendix 2 for monthly virtual outpatient data.
- Several paper lite projects have been established including the digitisation of the 16-page

- The Home Working policy has been refreshed to assist staff with remote working. This has a positive impact in reducing the number of staff commutes.
- The rollout of the EPMA project was completed in November 2023, significantly reducing the reliance on ward paper drug charts and prescriptions.
- The Electronic Paper Records (EPR) shared across the ICS is awaiting funding approval early 2024. Expected go-live 2026.
- A desk booking system is in use via Teams for DAC, Transformation, Estates and Procurement teams, and there is a plan to expand this to include all meetings rooms and other areas where hot desking can be applied in early 2024.

5.4 Travel and transport

Several initiatives were progressed during 2023:

- Monitoring of external site air quality with Nitrogen Dioxide (NO₂) detecting diffusion tubes installed in two locations. The monthly results are monitored and are consistently well below the UK air quality of 40 ug/m³. The full results can be seen in Appendix 3.
- A staff travel survey was undertaken in February 2023.
- The Sustainable Travel Plan was updated using the results of the above travel survey with further work on this to be undertaken in early 2024. This can be viewed here: [sft-sustainable-travel-plan-2023-to-2025.pdf \(salisbury.nhs.uk\)](https://www.salisbury.nhs.uk/sites/default/files/2023-12/sft-sustainable-travel-plan-2023-to-2025.pdf)
- An increase in the Cycle to Work scheme salary sacrifice threshold to £3,000 with a 59% increase on the number of orders in 2023 compared to the previous year.
- Joined the Modeshift travel platform and awarded both Green and then Bronze

6.2 Engagement

Our people are our greatest asset in delivering our Green Plan, and we certainly cannot do it without them! Raising awareness of the environmental impact of our activities, encouraging staff to think differently and to help us 'make it easy to do the right thing.' Whatever their role at the Trust, our people need to know their own responsibilities under the Green Plan and how they can help to deliver our net zero ambitions. Environmental sustainability needs to be embedded into everyday working and decision-making processes within the Trust.

6.3 Capturing relevant information.

There are many improvements and developments across the Trust that support the sustainability agenda, these are not always captured. We are working with the Trust's Communications team to capture these and ensure a focused approach/awareness of the Sustainability agenda.

7. Objectives

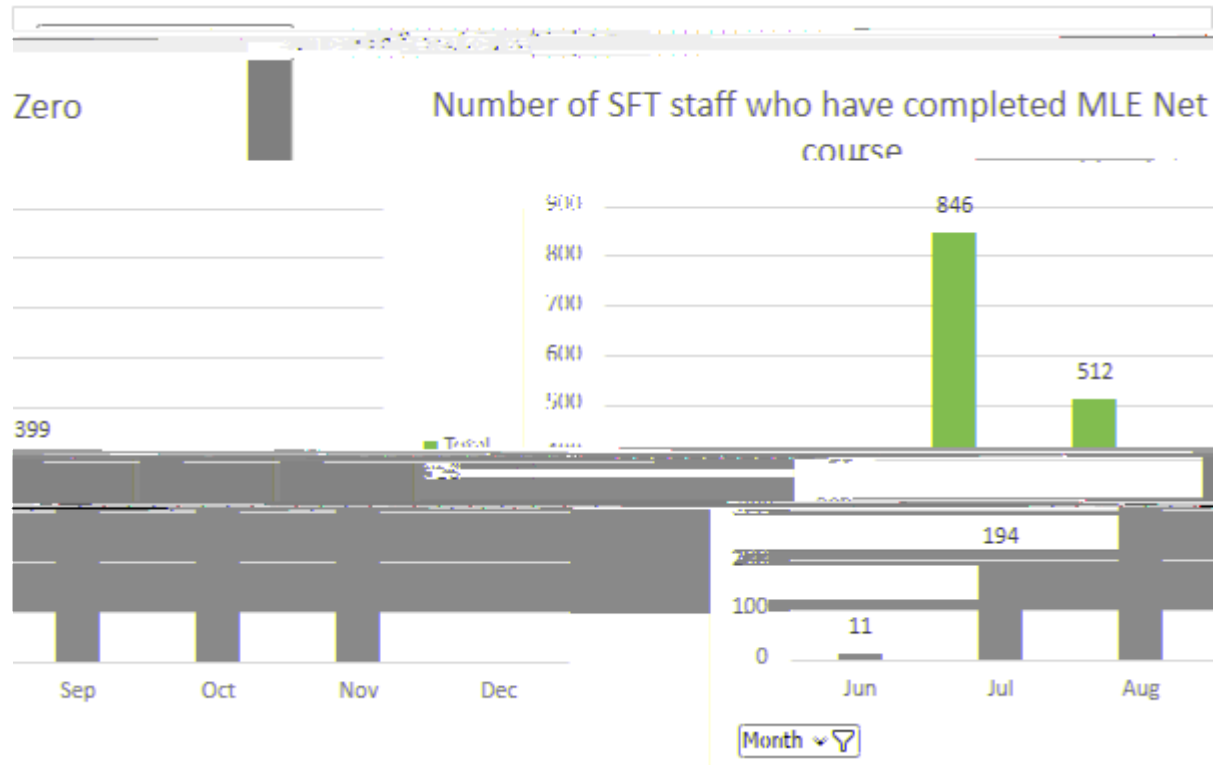
8. Conclusion

The breadth of projects represented within this year's annual report demonstrates the start of a new phase for sustainability and reflects the beginning of our journey at SFT. Supported by more specific objectives within our Green Plan, and the addition of Sustainability Champions, we are now better equipped to deliver sustainable healthcare across our hospital.

However, the outlook for energy remains challenging and decarbonising the NHS estate is a major infrastructure challenge for the medium to long term, a concern not unique to SFT.

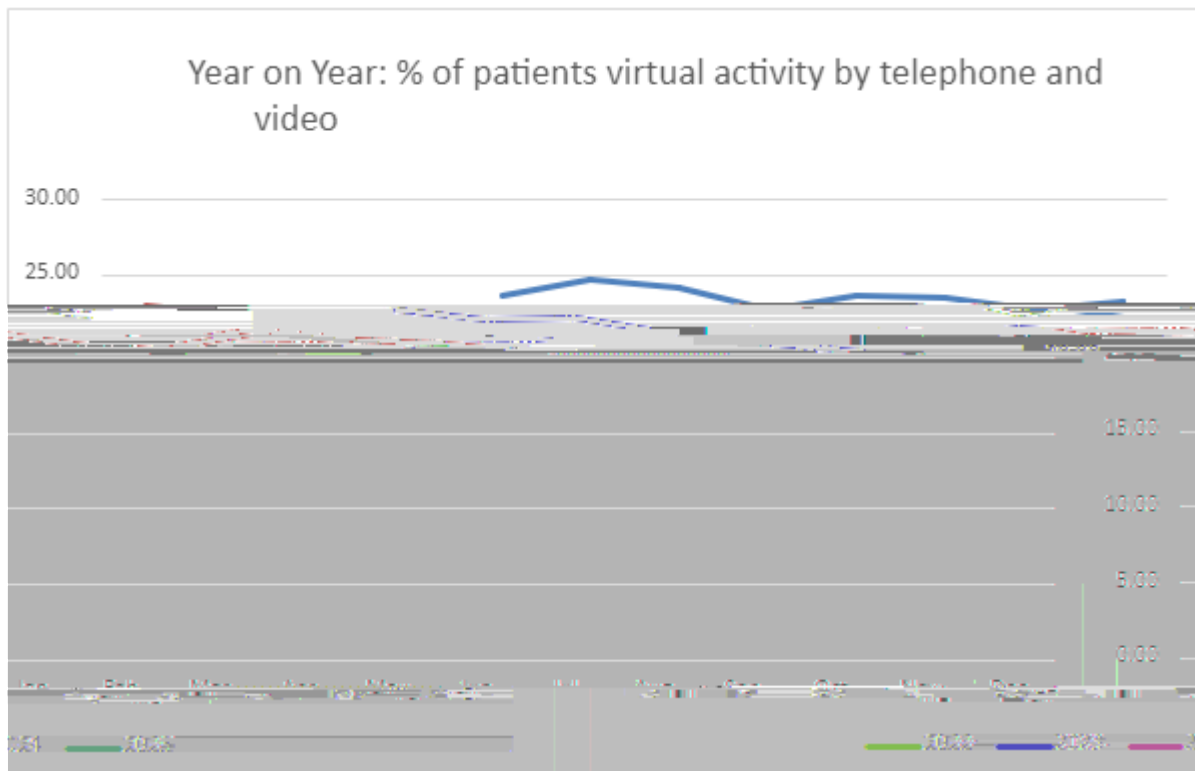
The opportunities for procurement are vast. Whilst we await national developments for carbon reporting scope 3 emissions, as well as

Appendix 1. LEARN module Net Zero Training




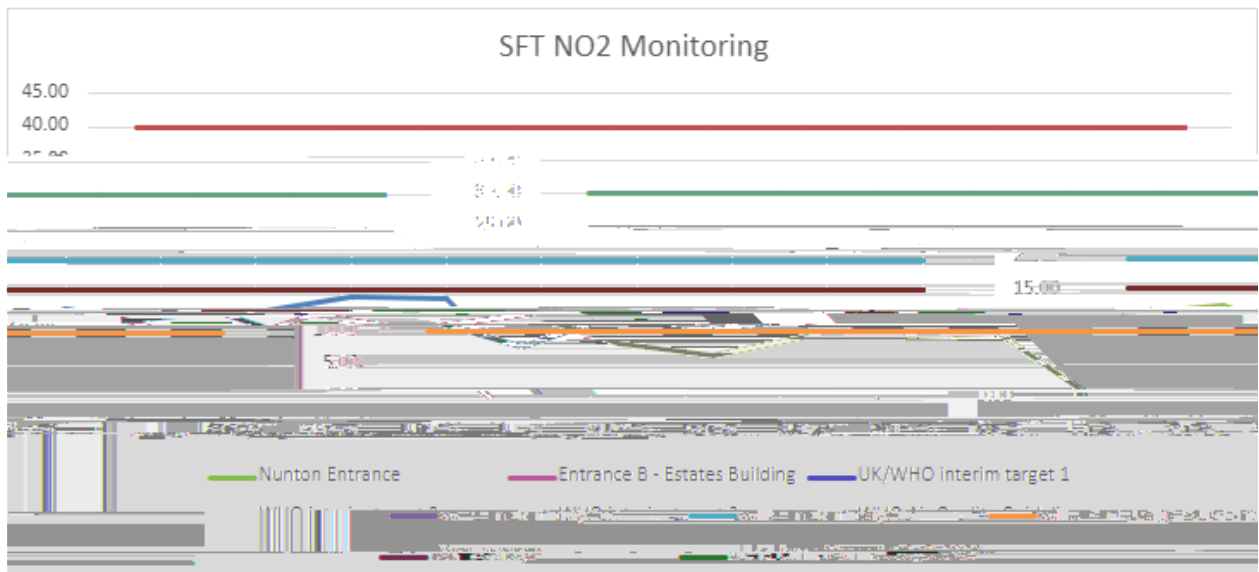
Data as of 30th November 2023

Appendix 2. % of patients seen by telephone and video.




Data as of 30th November 2023.

Appendix 3. Air Quality Monitoring of NO2



Nunton Entrance tube 1.



Entrance B. tube 2.

